

Luminaire with a higher protection rating IP65 - Opal diffuser - direct/indirect distribution

Ceiling-wall and pendant mounting; Housing made of polycarbonate, captive diffuser fastening clips made of stainless steel, cable entries with cable gland M20 in accordance with the protection rating on the end faces, suspension wires to make installation easier; Housing colour light grey; Deep-drawn polycarbonate diffuser with opal-prismatic, smooth surface. Integrated driver. Electrical connection via 5-pole connection terminal with plug-in contacts. Through-wired. 2 variable fastening clips of stainless steel and suspension bracket for luminaire mounting also included in the scope of delivery. Swivel mounting bracket SBB to be ordered separately. chamfered cable entries for boring on the top of the luminaire;

**CHARACTERISTICS**

Order number	50132406615
EAN number	4020863466160
Commodity code	94051140
Certification mark	IP 65, Protection class I, F, D, HACCP DIN10500/Food/IFS/BRC, Indoor, CE
Impact resistance (IK rating)	IK08 (-20°C bis 35°C)
Ambient temperatur	ta -20°C to 35°C
Special properties	Ready for IoT
Warranty period	5 years
State funding programs	BEG - Federal funding for efficient buildings (valid only for Germany)

**ELECTRICAL ENGINEERING**

Controller	Electronic driver DALI (1 pcs.)
Wiring	5x1.5mm <sup>2</sup> , throughwired, plug-in contact for 5x1.5qmm
System output	33W
Mains voltage	230V/50Hz
Circuit breakers (inrush current)	17 pieces/B10, 27 pieces/B16, 28 pieces/C10, 45 pieces/C16
Energy efficiency class/light source	C

**LIGHTING TECHNOLOGY**

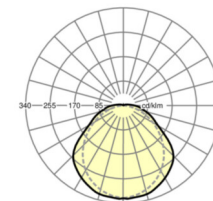
Placement	LED, Colour rendering/Light colour CRI ≥ 80 / 4000K
Colour tolerance (MacAdam)	4SDCM
Photobiological safety (Luminaire)	RG1
Nominal luminous flux	4763lm
LED service life	50000h L70/B10 (Tq 35°C), 50000h L80/B50 (Tq 25°C)
Luminaire luminous efficiency	145lm/W
UGR lat./long.	24.2 / 23.5

**MECHANICS**

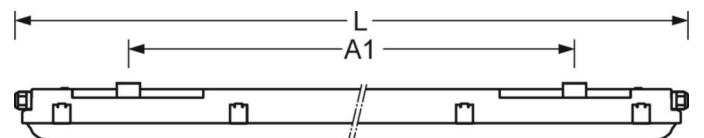
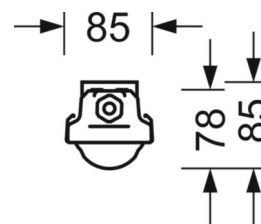
Housing colour	light grey
Dimensions (LxWxH/DxH)	1240mm x 85mm x 78mm
Weight (net)	1.68kg
Cable entry KE	Further cable entries can be broken out at the end face and on the rear
Type of installation	Ceiling-mounted single installation, Pendant individual mounting, Wall mounting, Mounting rail installation

**DEEP-LINK**

<https://www.regiolux.de/en/article/50132406615>



Reference	LED 4800lm 840
ηLB	100 %
Φ ↓/↑	96 % / 4 %
UGR lat./long.	24.2 / 23.5



**Dimensions**

L	1240 mm	Length
B	85 mm	Width
H	78 mm	Height
A1	850 mm	Mounting distance single mounting

